

CITY OF NAPOLEON GENERAL PERMIT APPLICATION

THIS APPLICATION IS FOR RESIDENTIAL CONSTRUCTION INCLUDING BUILDING, ELECTRICAL, PLUMBING, MECHANICAL, DEMILITATIONS, REMODELING.

DATE: 1-4-05 JOB LOCATION: 1253 INDEPENDENCE DR.

OWNER: UNIVERSAL COOPERATIVES PHONE: 419.592.0010 651.239.1006

OWNER ADDRESS: 1300 CORPORATE CENTER CURVE CITY: EAGEN ZIP: 55121

CONTRACTOR: WORTMAN BROS. INC. PHONE: _____

CONTRACTOR LICENSED WITH THE CITY OF NAPOLEON?: YES: _____ NO: _____

DESCRIPTION OF WORK TO BE PERFORMED: TANK FARM BUILDING

ESTIMATED COST OF WORK TO BE PERFORMED: \$50,000

PLEASE MARK THE TYPE OF WORK YOU WILL BE PERFORMING

- | | |
|---|--|
| <input type="checkbox"/> A/C ADD ON | <input type="checkbox"/> REMODELING |
| <input type="checkbox"/> BOILER REPLACEMENT | <input type="checkbox"/> ROOFING |
| <input type="checkbox"/> CURBING | <input type="checkbox"/> SEWER REPAIRS |
| <input type="checkbox"/> DECKS * | <input type="checkbox"/> SIDEWALK* |
| <input type="checkbox"/> DRIVEWAY* | <input type="checkbox"/> SIDING |
| <input type="checkbox"/> ELECTRICAL SERVICE UPGRADE | <input type="checkbox"/> SIGN |
| _____ # of new circuits | <input type="checkbox"/> STORAGE SHED* |
| <input type="checkbox"/> ELECTRICAL SERVICE NEW | <input type="checkbox"/> STREET BOND |
| _____ # of circuits | <input type="checkbox"/> SWIMMING POOL* |
| <input type="checkbox"/> FENCE* | <input type="checkbox"/> TEMP ELECTRIC |
| <input type="checkbox"/> ADDITIONS* | <input type="checkbox"/> WATER TAP |
| <input type="checkbox"/> FURNACE REPLACEMENT | <input type="checkbox"/> WINDOWS |
| <input type="checkbox"/> FURNACE NEW | _____ # of windows |
| <input type="checkbox"/> LAWN METER | <input checked="" type="checkbox"/> ZONING |
| <input type="checkbox"/> PLUMBING | <u>\$ 25⁰⁰ Fee</u> |
| <input type="checkbox"/> OTHERS: _____ | |

*PLEASE MAKE A PICTURE ON REVERSE SIDE SHOWING MEASUREMENTS FROM EXISTING STRUCTURES AND PROPERTY LINES. INDICATING THE TYPE OF WORK YOU WISH TO PERFORM.

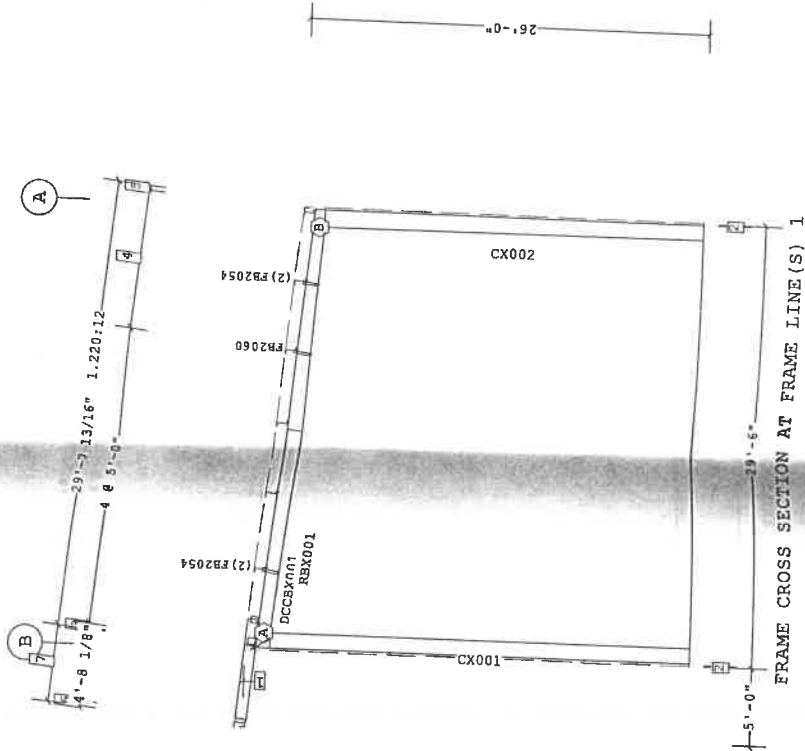
Frame Member Schedule

Part	Mem. Width	Thick.	Webthk	Depth1	Depth2	Approx. Lgth
DCCBX001	1001.5"	.0590	26.0590	8 1/2"	8 1/2"	6'-4 5/8"
CX001	1.8"	.2500	.1345	1'-0"	1'-0"	28'-3 1/4"
REX001	2.5"	.1875	.1345	10"	9"	27'-3 5/16"
CX002	4.7"	.1345	.1644	1'-0"	1'-2"	25'-4 7/8"

⊙ A325 Bolt Connection & Plate Schedule

ID	Qty	Bolt Dia.	Length	Plate Thk.	Rows In	Rows Out	Tension Bolt	Washer
A	6	3/4"	2 1/4"	5/8"	1	2		
B	4	3/4"	2"	1/2"	1	1		

Frame Clearances
 Horiz. Clearance between members 1 (CX001) and 4 (CX002): 27'-0 3/4"
 Vert. Clearance at member 1 (CX001): 27'-4"
 Vert. Clearance at member 4 (CX002): 24'-8"
 Finished Floor Elevation = 100'-0" (Unless Noted Otherwise)



FRAME CROSS SECTION AT FRAME LINE (S) 1

- 5'-0 5/16" 1.220:12
- 4 3/16"
- 3 5/16"
- 2 8 4'-6 1/4"
- 1 5/8"
- 29'-0"

Dimension Key

1/2 X 1/2 A325 SLUG TIGHTENED BOLTS FOR PURLIN TO GIRT TO FRAME AND GIRT TO CUR CONNECTIONS AND OTHERWISE.
 ENFORCEMENT PLATES NEED NOT BE LOCATED ON THE SAME AS THE WEB AS THE HILLSIDE WASHER.

THE VP ENGINEER'S SEAL APPLIES TO THE VP AND DESIGN WORK PRODUCT OF THE ENGINEER. IT DOES NOT APPLY TO THE PERFORMANCE OF THE COMPONENTS MANUFACTURED BY OTHER COMPANIES. THE ENGINEER'S SEAL DOES NOT WARRANT THE PERFORMANCE OF THE COMPONENTS SPECIFIED BY VP.

VP Ref Sheet 1
 THE VP ENGINEER'S SEAL APPLIES TO THE VP AND DESIGN WORK PRODUCT OF THE ENGINEER. IT DOES NOT APPLY TO THE PERFORMANCE OF THE COMPONENTS MANUFACTURED BY OTHER COMPANIES. THE ENGINEER'S SEAL DOES NOT WARRANT THE PERFORMANCE OF THE COMPONENTS SPECIFIED BY VP.


VP Buildings, Inc.
 3000 Players Club Circle Memphis TN 38125

NOT FOR CONSTRUCTION

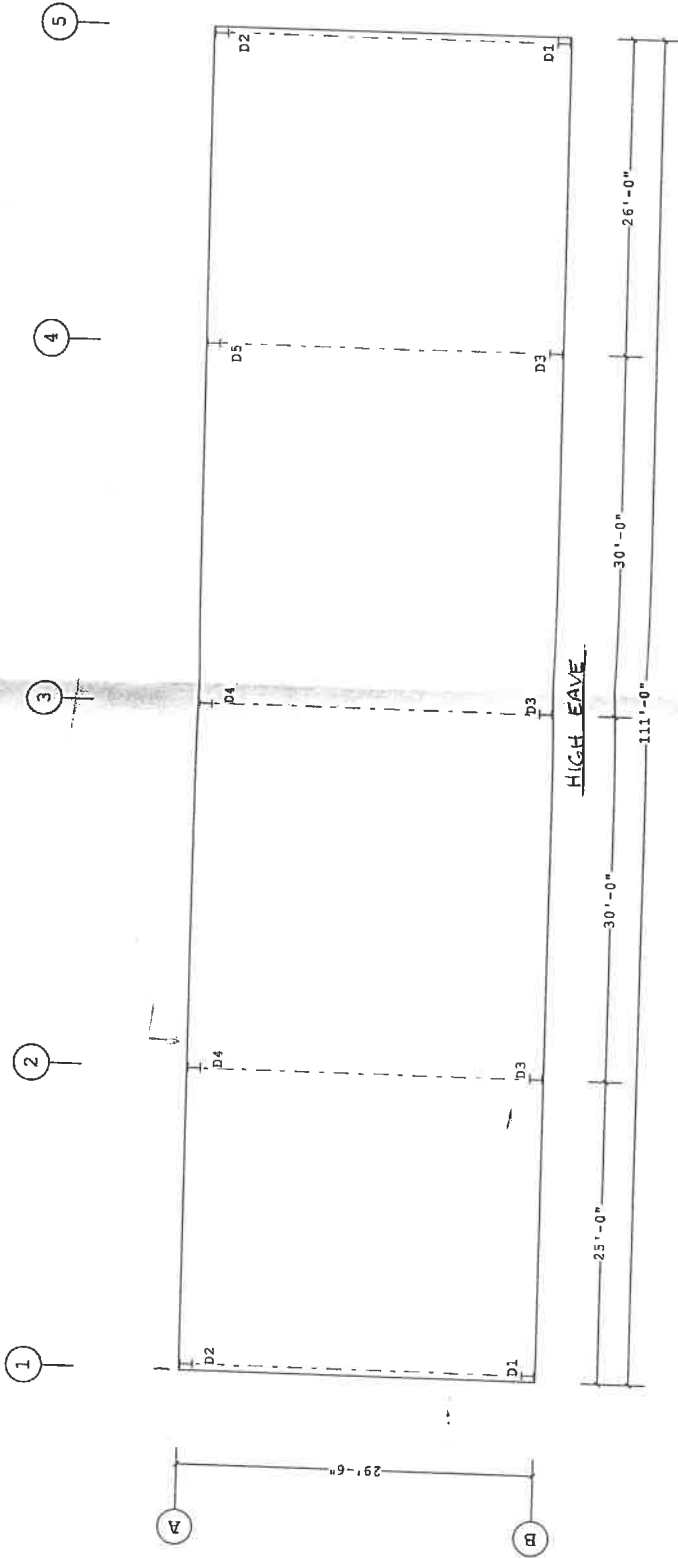
FRAME CROSS SECTION AT FRAME LINE(S) 1

Customer: Worlman Bros. Inc.
 Location: Napoleon, Ohio
 Project: Universal Co-op
 Date: 10/29/04
 Rev: 5.1C

VP BUILDINGS
 REGISTERED PROFESSIONAL ENGINEER
 No. 04006543-01
 Date: 10/29/04
 IPR: 7 IPR
 No. B

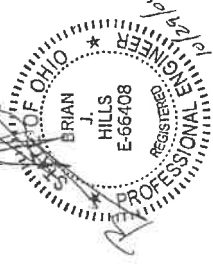


LEA
 10/26/04



ANCHOR BOLT PLAN

10/29/04
 LEA
 10/29/04



<p>CONCRETE, GROUT, ANCHOR BOLTS, AND ANY OTHER EMBEDDED ITEMS ARE TO BE FURNISHED BY OTHERS. ANCHOR BOLT DIAMETERS WERE DETERMINED BY ALLOWABLE SHEAR AND TENSION PER AISC SPECIFICATIONS (FY = 36 KSI). ANCHOR BOLT EMBEDMENT LENGTHS WERE DETERMINED BY ALLOWABLE SHEAR AND TENSION PER AISC SPECIFICATIONS (FY = 36 KSI). ANCHOR BOLT EMBEDMENT LENGTHS WERE DETERMINED BY ALLOWABLE SHEAR AND TENSION PER AISC SPECIFICATIONS (FY = 36 KSI). ANCHOR BOLT EMBEDMENT LENGTHS WERE DETERMINED BY ALLOWABLE SHEAR AND TENSION PER AISC SPECIFICATIONS (FY = 36 KSI).</p>	<p>THE VP ENGINEER'S SEAL APPLIES TO THE PRODUCT OF THE ENGINEER'S PROFESSIONAL DESIGN SERVICES ONLY. THE SEAL DOES NOT APPLY TO THE PERFORMANCE OF THE PRODUCT. THE SEAL DOES NOT APPLY TO THE PERFORMANCE OF THE PRODUCT. THE SEAL DOES NOT APPLY TO THE PERFORMANCE OF THE PRODUCT.</p>	<p>VP BUILDINGS, INC. 3200 Players Club Circle Memphis TN 38125</p>	<p>FOR CONSTRUCTION ANCHOR BOLT PLAN</p>
<p>VP BUILDINGS, INC. 484 OHB00545-01 10/29/2004</p>	<p>VP BUILDINGS, INC. 484 OHB00545-01 10/29/2004</p>	<p>VP BUILDINGS, INC. 484 OHB00545-01 10/29/2004</p>	<p>VP BUILDINGS, INC. 484 OHB00545-01 10/29/2004</p>

BUILDER/CONTRACTOR RESPONSIBILITIES

VP Builders follows the guidelines as outlined in the ASCE and MBMA Codes of Standard Practice. VP Builders is responsible for the design and construction of the building structure, including all work areas and special areas in the contract documents. In coordination with the architect, VP Builders shall provide all structural and special areas in the contract documents. VP Builders shall provide all structural and special areas in the contract documents. VP Builders shall provide all structural and special areas in the contract documents.

FIRE CODE COMPLIANCE

It is the responsibility of the project design professional and builder to comply with local fire code regulations, including requirements for fire protection systems, egress requirements, fire protection systems, etc. Builder shall advise VP of any special requirements to be furnished by V.P.

FIELD MODIFICATIONS

Modifications to this building from details and instructions contained on these drawings must be approved in writing by VP. In no event shall the design professional or builder be held responsible for any field modifications to the building. All field modifications must be approved in writing by VP. In no event shall the design professional or builder be held responsible for any field modifications to the building.

CONCRETE/REINFORCED CONCRETE/STEEL

The builder is responsible for construction in strict accordance with VP Building "FOR CONSTRUCTION" drawings and all applicable product installation guides. VP is not responsible for work done from any other VP drawings or specifications. VP is not responsible for work done from any other VP drawings or specifications. VP is not responsible for work done from any other VP drawings or specifications.

FIELD WELDING

All field welding shall be done at the direction of a design professional, and done in accordance with governing requirements (AWS or ASME) and in accordance with the design professional's specifications. All field welding shall be done at the direction of a design professional, and done in accordance with governing requirements (AWS or ASME) and in accordance with the design professional's specifications.

DELIVERIES

The VP Builder (MBA-001) claims for damage or loss of materials or equipment at the job site to be delivered to the job site and to be stored in a safe and dry place. The Builder will be responsible for all material charges from carriers as a result of job site unloading delays. The VP Builder (MBA-001) claims for damage or loss of materials or equipment at the job site to be delivered to the job site and to be stored in a safe and dry place.

SEALANTS

Sealants shall be applied in strict accordance with VP details or weather-tightness will be compromised. Sealants shall be applied in strict accordance with VP details or weather-tightness will be compromised. Sealants shall be applied in strict accordance with VP details or weather-tightness will be compromised.

STEEL SHOP COAT

The purpose of the steel shop coat is to provide protection for the steel members during transportation, during temporary job site storage and during erection. Shop coats shall be applied to all steel members. Shop coats shall be applied to all steel members. Shop coats shall be applied to all steel members.

RAIN WATER RUNOFF

Drainage systems must be designed by the project engineer to comply with code requirements. VP is not responsible for drainage design, overflow devices, or roof drains. The project professional and contractor are responsible to ensure that overflow devices such as scuppers, gutters, and downspouts are provided as required for the required rain intensity at the building perimeter and at valley conditions to prevent ponding.

SKYLIGHTS

VP, Trades and VP, General Contracting have been listed to support a 300 lb. load over a 16 sq. ft. area, as well as uniform pressure loading. Local building departments may require added fall restraint due to conditions that may affect the skylight installation. It is the responsibility of the builder to determine and provide any added fall restraint under the skylight as may be required by your building department.

PANELS

On canvas is an inherent characteristic of cold formed steel panels. It is the result of several factors that include induced stresses during forming, differential thermal expansion and contraction, and differential thermal expansion and contraction. These factors are not always predictable and are not always controllable. The builder is responsible for the proper installation and maintenance of the panels. The builder is responsible for the proper installation and maintenance of the panels.

CONCRETE/TENON/CONVENTIONAL STUD WALLS

The engineer responsible for the design of the wall system is responsible for coordinating with, or specifying to the builder, all details and construction requirements for the wall system. The builder is responsible for the proper installation and maintenance of the wall system. The builder is responsible for the proper installation and maintenance of the wall system.

FIELD WELDING

All field welding shall be done at the direction of a design professional, and done in accordance with governing requirements (AWS or ASME) and in accordance with the design professional's specifications. All field welding shall be done at the direction of a design professional, and done in accordance with governing requirements (AWS or ASME) and in accordance with the design professional's specifications.

BUILDING CERTIFICATIONS

Location	Manufacturer	Product	Manufacturer	Product	Manufacturer	Product
ASCE	MET C&I	MB Cert.	M&H Cert.	M&H Cert.	M&H Cert.	M&H Cert.
ISO	9001	9001	9001	9001	9001	9001
AS	FA-377	FA-401	FA-240	FA-378	FA-378	FA-378
DWB	A-660	A-660	A-660	A-660	A-660	A-660
Lot	Div. 1	Div. 1	Div. 1	Div. 1	Div. 1	Div. 1
Approved	Approved	Approved	Approved	Approved	Approved	Approved
TX	Types 1 FAB	Types 1 FAB	Types 1 FAB	Types 1 FAB	Types 1 FAB	Types 1 FAB
Riverside, CA	RPSQ2-5228	RPSQ2-5228	RPSQ2-5228	RPSQ2-5228	RPSQ2-5228	RPSQ2-5228
Clark Co., NV	Feb 03/ 241	Feb 03/ 241	Feb 03/ 241	Feb 03/ 241	Feb 03/ 241	Feb 03/ 241
IN	Feb 03/ 121	Feb 03/ 121	Feb 03/ 121	Feb 03/ 121	Feb 03/ 121	Feb 03/ 121
Berndorf, Co. CA						

SSR Roof System: ICC-ES Report #E9-4921
 Panel Rib Roof and Panel Rib & Vee Rib Wall System: ICC-ES Report #E9-4979
 State of Florida Product Approval (Listed as VP Buildings)
 Class Co. Product Certification
 SSR Roof NO.0465-0265.12, Panel Rib Roof NO.0462-0123.08, Panel Rib Wall NO.0462-0487.01;
 Underwriter's Lab Approval
 SSR Roof LUJTRGQ-110; SSR Composite Roof Class 90-UJTRGQ-119A; SSR Roof WSuper Block Class 90-UJTRGQ-328
 Panel Rib Roof LU Class 60-UJTRGQ-549; Panel Rib Roof LU Class 90-UJTRGQ-549
 VP SURFACE SL Roof Class 90-UJTRGQ-40
 Factory Mutual Approved Assemblies
 SSR Roof Systems are approved in various type applications and listed in FM Approval Guide.
 Class 100 (10227 Nominal), is available in Class 1.40, 1.75, 1.40, 225a SFS, 0.02277 Nominal), is available in Class 1.75, 1.50, 1.50, 1.50.

PLANT SPECIFIC CERTIFICATIONS

Location	Manufacturer	Product	Manufacturer	Product	Manufacturer	Product
ASCE	MET C&I	MB Cert.	M&H Cert.	M&H Cert.	M&H Cert.	M&H Cert.
ISO	9001	9001	9001	9001	9001	9001
AS	FA-377	FA-401	FA-240	FA-378	FA-378	FA-378
DWB	A-660	A-660	A-660	A-660	A-660	A-660
Lot	Div. 1	Div. 1	Div. 1	Div. 1	Div. 1	Div. 1
Approved	Approved	Approved	Approved	Approved	Approved	Approved
TX	Types 1 FAB	Types 1 FAB	Types 1 FAB	Types 1 FAB	Types 1 FAB	Types 1 FAB
Riverside, CA	RPSQ2-5228	RPSQ2-5228	RPSQ2-5228	RPSQ2-5228	RPSQ2-5228	RPSQ2-5228
Clark Co., NV	Feb 03/ 241	Feb 03/ 241	Feb 03/ 241	Feb 03/ 241	Feb 03/ 241	Feb 03/ 241
IN	Feb 03/ 121	Feb 03/ 121	Feb 03/ 121	Feb 03/ 121	Feb 03/ 121	Feb 03/ 121
Berndorf, Co. CA						



Building was designed with collateral gravity load of zero PSF, Builder can not support any collateral loads by VP structure.

FOR CONSTRUCTION

Erection Notes
 Erector: Worlman Bros. Inc.
 Location: Napoleon, Ohio
 Project: Universal Co-op
 Recorder For: Universal Co-op
 Scale: 1/4" = 1'-0"
 Date: 10/29/2004
 Sheet: 5 of 48

VP BUILDINGS CERTIFICATIONS

Location	Manufacturer	Product	Manufacturer	Product	Manufacturer	Product
ASCE	MET C&I	MB Cert.	M&H Cert.	M&H Cert.	M&H Cert.	M&H Cert.
ISO	9001	9001	9001	9001	9001	9001
AS	FA-377	FA-401	FA-240	FA-378	FA-378	FA-378
DWB	A-660	A-660	A-660	A-660	A-660	A-660
Lot	Div. 1	Div. 1	Div. 1	Div. 1	Div. 1	Div. 1
Approved	Approved	Approved	Approved	Approved	Approved	Approved
TX	Types 1 FAB	Types 1 FAB	Types 1 FAB	Types 1 FAB	Types 1 FAB	Types 1 FAB
Riverside, CA	RPSQ2-5228	RPSQ2-5228	RPSQ2-5228	RPSQ2-5228	RPSQ2-5228	RPSQ2-5228
Clark Co., NV	Feb 03/ 241	Feb 03/ 241	Feb 03/ 241	Feb 03/ 241	Feb 03/ 241	Feb 03/ 241
IN	Feb 03/ 121	Feb 03/ 121	Feb 03/ 121	Feb 03/ 121	Feb 03/ 121	Feb 03/ 121
Berndorf, Co. CA						

REVISIONS

REV	DATE	BY	DESCRIPTION
1			ISSUED FOR CONSTRUCTION

THE VP ENGINEER'S SEAL APPLIES TO THE DESIGN OF THE BUILDING AND NOT TO THE PERFORMANCE OF THE BUILDING.

The VP Engineer's seal applies to the design of the building and not to the performance of the building. The VP Engineer's seal applies to the design of the building and not to the performance of the building. The VP Engineer's seal applies to the design of the building and not to the performance of the building.

VP BUILDINGS CERTIFICATIONS

Location	Manufacturer	Product	Manufacturer	Product	Manufacturer	Product
ASCE	MET C&I	MB Cert.	M&H Cert.	M&H Cert.	M&H Cert.	M&H Cert.
ISO	9001	9001	9001	9001	9001	9001
AS	FA-377	FA-401	FA-240	FA-378	FA-378	FA-378
DWB	A-660	A-660	A-660	A-660	A-660	A-660
Lot	Div. 1	Div. 1	Div. 1	Div. 1	Div. 1	Div. 1
Approved	Approved	Approved	Approved	Approved	Approved	Approved
TX	Types 1 FAB	Types 1 FAB	Types 1 FAB	Types 1 FAB	Types 1 FAB	Types 1 FAB
Riverside, CA	RPSQ2-5228	RPSQ2-5228	RPSQ2-5228	RPSQ2-5228	RPSQ2-5228	RPSQ2-5228
Clark Co., NV	Feb 03/ 241	Feb 03/ 241	Feb 03/ 241	Feb 03/ 241	Feb 03/ 241	Feb 03/ 241
IN	Feb 03/ 121	Feb 03/ 121	Feb 03/ 121	Feb 03/ 121	Feb 03/ 121	Feb 03/ 121
Berndorf, Co. CA						



DRAWING TITLE	PAGES
Cover Sheet	1
Notes	2
Anchor Bolt Plan	3-4
Primary Structural	5-10
Secondary Structural	11-15
Covering	16-20
Special Drawings	
Standard Erection Details	

DRAWING RELEASE HISTORY

TYPE	DATE	DESCRIPTION
ANCHOR BOLT PERMITS	10/29/04	FOR CONSTRUCTION
	10/29/04	NOT FOR CONSTRUCTION

GENERAL NOTES

MATERIALS
 3 PLATE WELDED SECTIONS
 A325 A572, A1011 SS
 COLD FORMED LIGHT GAGE SHAPES
 A1011 SS
 HOT ROLLED MILL SHAPES
 A572
 HOLLOW STRUCTURAL SECTION (HSS)
 A36, A572, A513, A582
 AISC 360
 A588, A792

ASTM DESIGNATION
 A325 A572, A1011 SS
 A572
 A36, A572, A513, A582
 AISC 360
 A588, A792

A325 BOLT TIGHTENING REQUIREMENTS

IT IS THE RESPONSIBILITY OF THE ERECTOR TO INSURE PROPER BOLT TIGHTNESS IN ACCORDANCE WITH APPROPRIATE REGULATIONS. THE FOLLOWING INFORMATION IS IN COMPLIANCE WITH THE LATEST SPECIFICATIONS, HOWEVER, THE ERECTOR IS RESPONSIBLE TO VERIFY LOCAL REQUIREMENTS. ALL CONNECTIONS MADE WITH A325 BOLTS MAY BE CONSIDERED TO THE "SNUG TIGHT" CONDITION AS PERMITTED BY THE SPECIFICATION FOR STRUCTURAL JOINTS USING A325 OR A325U BOLTS (A325U IS NOT PERMITTED), UNLESS INDICATED AS "PRE-TENSIONED" ELSEWHERE IN THESE DRAWINGS, OR AS INDICATED BELOW.

PRE-TENSION BOLTS ON PRIMARY FRAMING, BOLTED BRACING, AND STRUT CONNECTIONS IF LOCATED IN SEISMIC PERFORMANCE / DESIGN CATEGORY D, E OR F (ZONE 3 OR 4). SEE CODES AND LOADS NOTES BELOW FOR SEISMIC DESIGN CATEGORY.

PRE-TENSION BOLTS ON PRIMARY FRAMING, BOLTED BRACING, STRUTS AND CRANE RUNWAY CONNECTIONS IF BUILDING SUPPORTS A CRANE WITH A CAPACITY GREATER THAN 5 TONS.

CONNECTIONS THAT SUPPORT RUNNING MACHINERY AND OTHER SOURCES OF IMPACT OR STRESS REVERSAL MUST BE PRE-TENSIONED.

ALL SLIP CRITICAL CONNECTIONS AS INDICATED IN THESE DRAWINGS WITH SC DESIGNATION MUST BE PRE-TENSIONED. SC TYPE CONNECTIONS MUST BE FREE OF PAINT, OIL OR OTHER MATERIALS THAT REDUCE THE FRICTION AT CONTACT SURFACES.

ALL A490 BOLTS MUST BE PRE-TENSIONED WITH WASHERS UNDER TURNED ELEMENT.

SECONDARY MEMBERS AND FLANGE BRACE CONNECTIONS ARE ALWAYS "SNUG TIGHTENED", EVEN IF ABOVE CONDITIONS EXIST, UNLESS SPECIFICALLY NOTED OTHERWISE ON DRAWING. WASHERS ARE NOT REQUIRED FOR "SNUG-TIGHT" CONNECTIONS. PRE-TENSIONED CONNECTIONS TIGHTENED USING THE TURN-OF-THE-NUT METHOD DO NOT REQUIRE WASHERS.

CODES AND LOADS

WHEN MULTIPLE BUILDINGS ARE INVOLVED, SPECIFIC LOAD FACTORS FOR DIFFERING OCCUPANCIES, BUILDING DIMENSIONS, HEIGHTS, FRAMING SYSTEMS, ROOF SLOPES, ETC., MAY RESULT IN DIFFERENT LOAD APPLICATIONS. BUILDING DIMENSIONS, INDICATED BELOW, SEE CALCULATIONS FOR FURTHER DETAILS.

Building Code: 2002 Ohio Building Code
 Based on Building Code: 2000 International Building Code
 Storage: Building Use: Standard Occupancy Structures,
 LIVE LOADS AND RAINFALL
 Live Load: 20.00 psf (Residential)
 Rainfall: 3.50 in per hour
 C o l l e c t o r C a p a c i t y : 0 p s f

SNOW LOAD

Ground Snow: 20.00 psf, Flat Roof Snow: 20.00 psf
 Snow Exposure Category (Factory): 1 Fully Exposed (0.90)
 Snow Importance: 1.000 Thermal Category (Factory): Unheated (1.20)

WIND LOAD

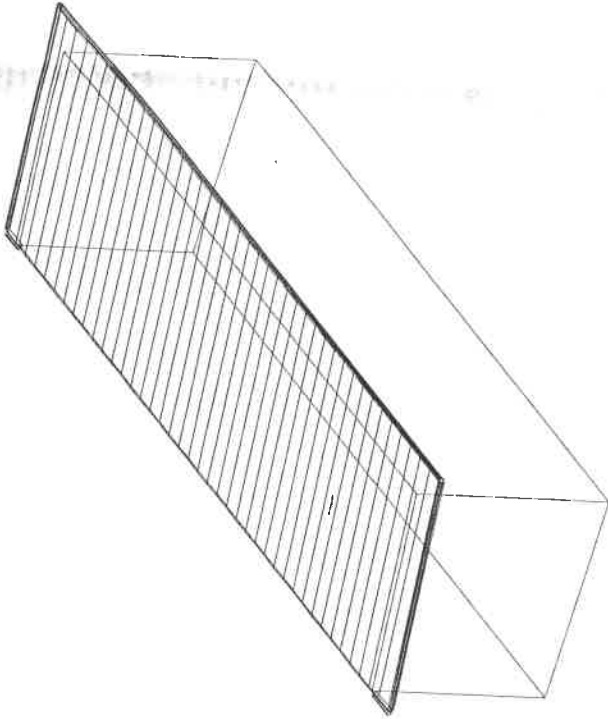
Wind Speed: 90.00 mph, Wind Exposure: B
 Basic Wind Pressure: 12.32 psf
 Wind Importance Factor: 1.000, Ft. Topographic Factor: 1.000
 Wind Enduse: Open
 Note: If the building is design as ENCLOSED, all windows, doors, skylights and other covered openings must be designed for the specified above wind loads

EARTHQUAKE DESIGN DATA


Lateral Force Resisting Systems using Equivalent Force Procedure, System NOT detailed for seismic
 Mapped Spectral Responses - Ss=22.00 %g, S1=17.00 %g
 Seismic Hazard / Use Group: Group 1
 Seismic Performance / Design Category: B (See Bolt Tightening Note Above)
 Seismic Importance: 1.000
 Soil Profile Type: stiff soil (D, 4)
 Design Spectral Response - Sds: 0.2347, Sd1: 0.1120

Ordinary Steel Moment Frames

Frame Redundancy Factor: 1.0000
 Frame Factor: 4.0000, Frame Seismic Factor (Ca): 0.0587, Design Base Shear = 0.0587 W
 Ordinary Steel Moment Frames
 Braced Redundancy Factor: 1.0000
 Bracing R-Factor: 5.0000, Braced Seismic Factor (Cb): 0.0469, Design Base Shear = 0.0469 W



VP Buildings, Inc. 3200 Players Club Circle Memphis TN 38125



10/29/04

10/29/04

COVER SHEET

ENGINEER	VP BUILDINGS
CUSTOMER	Warman Bros. Inc.
LOCATION	Napoleon, Ohio
PROJECT	Universal Co-op
SCALE	AS SHOWN
DATE	10/29/2004
DRAWN BY	Brian Hills
CHECKED BY	
DATE	
SCALE	5:1



VP BUILDINGS, INC.

AISC CAT. MB CERTIFIED

10/29/2004

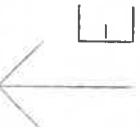
646347

OH0400543-01QF1.vpc

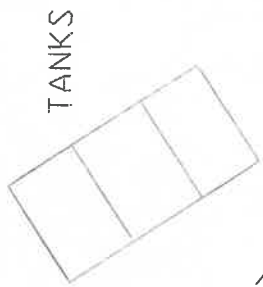
THE VP ENGINEER'S SEAL APPLIES ONLY TO THE WORK PRODUCT OF VP AND DESIGN AND PERFORMANCE REQUIREMENTS SPECIFIED BY VP. THE VP ENGINEER'S SEAL DOES NOT APPLY TO THE PERFORMANCE OR DESIGN OF ANY OTHER PRODUCT OR COMPONENT FURNISHED BY VP. VP IS NOT RESPONSIBLE FOR ANY DESIGN OR PERFORMANCE REQUIREMENTS SPECIFIED BY VP.

To be done 2-5-93

CO RD 12



BANK
POLE OK



TANKS

UNIVERSAL
COOPERATIVES
INC.
1253 INDUSTRIAL
DR.



REPLACE A
40'/45' POLE



POLE
OK

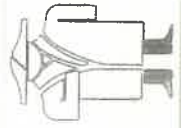
R & R



INDUSTRIAL DR.

DRIVE

Done 2-5-93
JP, BH, TD



Napoleon Power & Light

ITEM	1775 Industrial Drive	Napoleon, Ohio
DATE	1253 INDUSTRIAL DR.	"UNIVERSAL COOP"
DATE	1/25/93	W.O.#
		J.O.#
		JO1186
		MTD

DUPS# - 125SEF28